



Senate Appropriations Committee

The Monthly Report

September 2013

Jake Corman, Chairman



August Revenues Slightly Below the Estimate

General Fund revenue collections for the month ended August 2013 totaled \$1.76 billion, which was \$1.97 million, or 0.1% below estimate. Fiscal year-to-date collections total \$3.68 billion, which is \$2.3 million, or 0.06%, below estimate for the year. Total tax revenues collected in August 2013 were \$29.9 million below tax collections in August 2012; however, there were only four large PIT employers' withholding due dates in August 2013 while there were five such due dates in August 2012.

Because each large PIT due date brings in about \$100 million, once this difference is taken into account, August 2013 revenues compare more favorably to last year. The Official Revenue Estimate for FY 2013-14 calls for total General Fund growth of 1.64% (including non-tax revenues) and tax revenue growth of 1.99% over last year. After taking PIT due date differences into account, it appears that August 2013 tax revenue grew by approximately 3.9% over last year.

A few weeks ago, the Department of Revenue published its monthly distribution of the Official Revenue Estimate. A review of the

monthly distribution appears to indicate that the estimated revenue receipts are mostly consistent with historical norms.

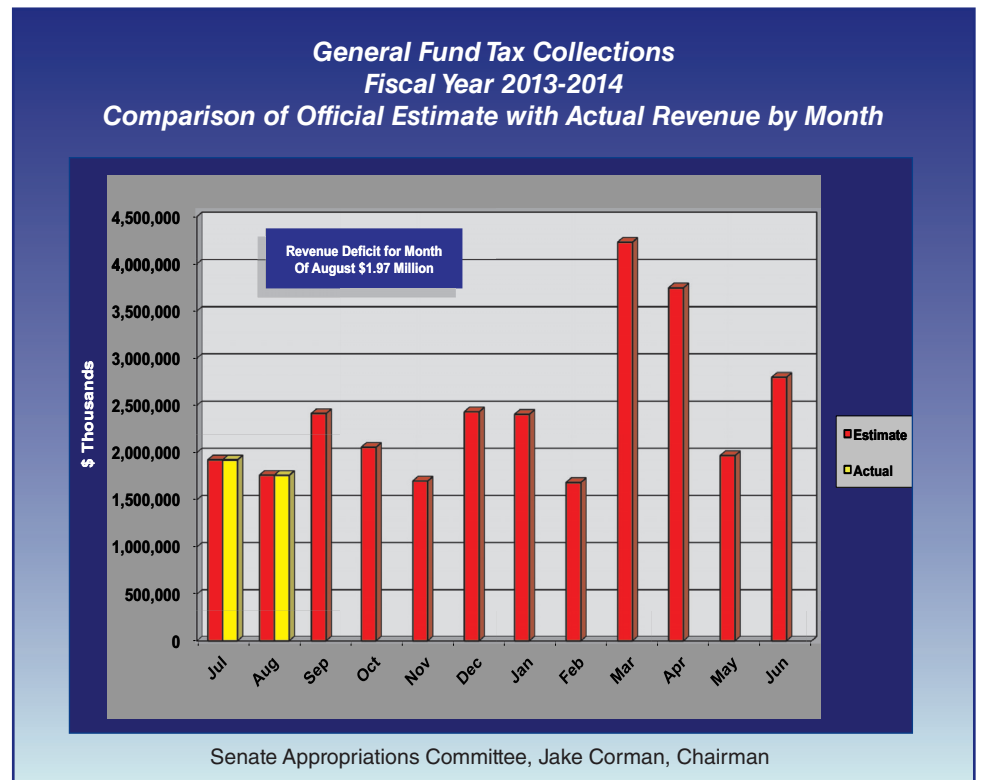
Total August 2013 tax revenue collections were \$11.7 million over estimate for the month, but non-tax revenues were below estimate by \$13.6 million.

Corporation tax collections were below estimate for the month by \$1.4 million, or 2.4%; however, August is not a particularly important or large

month for corporation tax revenues.

Sales and use tax collections were \$21.5 million, or 2.9% above estimate for the month. General (i.e. non-motor) SUT was above estimate by \$20 million, or 3.2%, and SUT on motor vehicles beat the estimate by \$1.5 million, or 1.4%. Perhaps more important, August 2013 SUT collections were 5.3% more than last year. For the fiscal year-to-date, SUT

Continued...





collections have grown by 3.1% over FY 2012-13. The FY 2013-14 Official Revenue Estimate calls for overall SUT growth of 3.77% over FY 2012-13.

Personal income tax collections were below estimate by \$5.5 million, or 0.1%, for the month. PIT collections for the current fiscal year are \$41.9 million over FY 2012-13, and each fiscal year had nine large

employers' withholding collection days through the end of August. Accordingly, PIT revenue collections are 2.9% ahead of last year. The FY 2013-14 Official Revenue Estimate calls for overall PIT growth of 3.13% over FY 2012-13.

The realty transfer tax was below estimate by \$91,527, and inheritance tax collections were off by \$3.1 million. Ciga-

rette tax collections were below estimate by \$476,429, liquor tax collections were above estimate by \$747,595, and table games tax collections missed the estimate by \$350,792.

Motor License Fund collections were \$11.7 million below estimate for the month of August, and they are \$11.6 million under estimate for the year-to-date.

FY 2013-14 General Fund Official Revenue Estimate by Month

Recently, the Department of Revenue released the monthly distribution for the General Fund revenue estimate for the fiscal year 2013-14. August collections included comparisons of collections to the official estimate. The chart below shows the estimate broken down by month and ranks each month in terms of the amount of anticipated revenue.

FY 2013-14 General Fund Official Revenue Estimate				
Period	Month	Estimate	Rank	Cumulative
1	July	1,923,200	9	1,923,200
2	August	1,760,900	10	3,684,100
3	September	2,412,600	5	6,096,700
4	October	2,056,700	7	8,153,400
5	November	1,698,200	11	9,851,600
6	December	2,431,400	4	12,283,000
7	January	2,404,300	6	14,687,300
8	February	1,683,100	12	16,370,400
9	March	4,235,900	1	20,606,300
10	April	3,745,000	2	24,351,300
11	May	1,967,600	8	26,318,900
12	June	2,797,000	3	29,115,900
Total		29,115,900		29,115,900

Commonwealth Court Dismisses NCAA Challenge

Recently, the Commonwealth Court ruled against NCAA efforts to dismiss a lawsuit that would ensure that the \$60 million in fines levied by the NCAA on Penn State University remain in Pennsylvania.

As a result of the Freeh Report and Sandusky scandal, the NCAA fined Penn State University \$60 million to be part of an endowment to fund "programs preventing child

sexual abuse and/or assisting the victims of child sexual abuse."

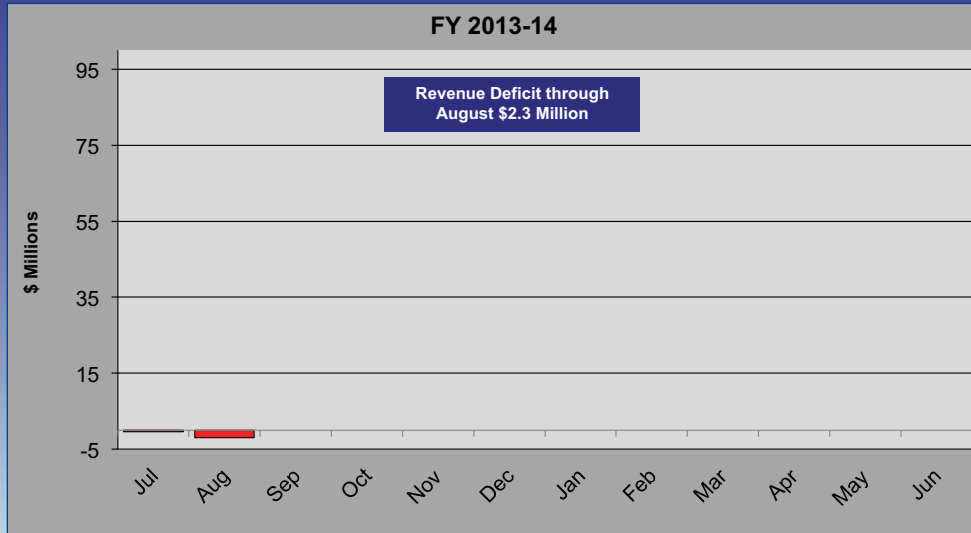
When contacted last year, the NCAA declared that their intention was to only provide a small portion of the fine money to Pennsylvania. Subsequently, legislation prime sponsored by Senator Corman, established the endowment fund and parameters for the Pennsylvania Commission on Crime and Delinquency to

distribute the funding to eligible entities in the Commonwealth. The NCAA has a limited time frame to respond to the Court's ruling.

Further information on the Commonwealth Court's ruling can be found here: http://www.pacourts.us/assets/opinions/Commonwealth/out/1MD13_9-4-13.pdf?cb=1

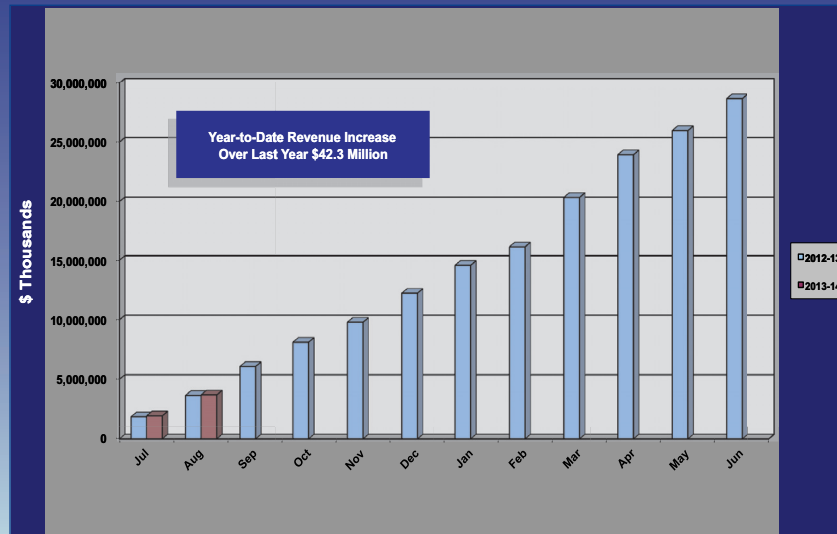


General Fund Tax Collections Year-to-Date Revenue Comparison with Official Estimate



Senate Appropriations Committee, Jake Corman, Chairman

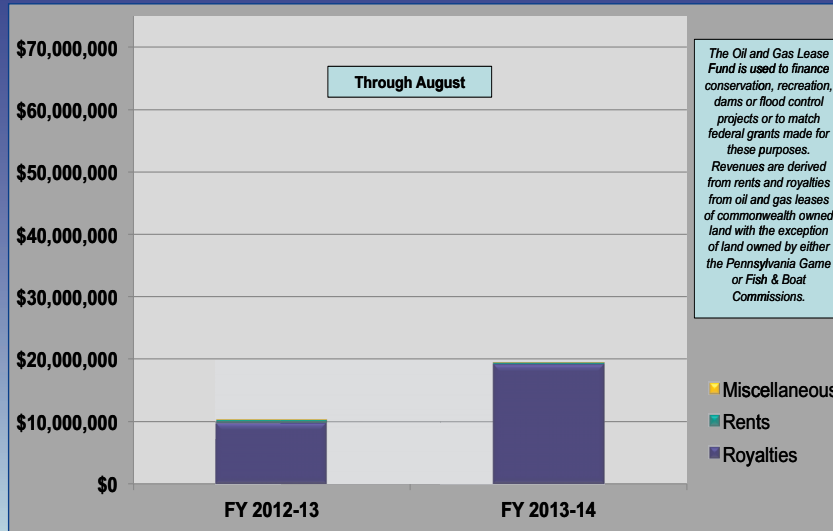
General Fund Revenue Collections Fiscal Year 2013-2014 Revenue Comparison with Last Year



Senate Appropriations Committee, Jake Corman, Chairman



Oil and Gas Lease Fund Year-to-Date Revenue Compared with Prior Year



Senate Appropriations Committee, Jake Corman, Chairman



Appropriations Committee Monthly Revenue Report

REVENUE SOURCES	YTD FY 2012-13	August 2013 Actual	August 2013 Estimated	Surplus/ (Deficit)	YTD Actual	YTD Estimated	Surplus/ (Deficit)
TOTAL - GENERAL FUND	3,639,534	1,758,933	1,760,900	(1,967)	3,681,784	3,684,100	(2,316)
TOTAL - NON-TAX REVENUE	55,233	16,577	30,200	(13,623)	28,218	41,800	(13,582)
TOTAL - TAX REVENUE	3,584,301	1,742,356	1,730,700	11,656	3,653,566	3,642,300	11,266
TOTAL - Corporation Taxes	169,030	55,511	56,900	(1,389)	131,488	133,300	(1,812)
Accelerated Deposits	(384)	2,985	0	2,985	2,710	0	2,710
Corp. Net Income	97,251	37,554	37,900	(346)	95,860	96,200	(340)
Cap. Stock & Franchise	35,211	7,519	7,200	319	24,186	23,900	286
Gross Receipts	31,849	4,827	6,200	(1,373)	7,692	9,100	(1,408)
PURTA	1,328	760	1,300	(540)	761	1,300	(539)
Insurance Premiums	1,576	608	2,900	(2,292)	(1,140)	1,200	(2,340)
Financial Institutions	1,812	1,005	1,200	(195)	1,014	1,200	(186)
Other Selective Bus. Taxes	9,325	253	200	53	406	400	6
TOTAL - Consumption Taxes	1,743,874	882,809	861,300	21,509	1,787,715	1,766,200	21,515
Sales and Use	1,523,304	761,368	739,900	21,468	1,571,288	1,549,800	21,488
General (net of transfers)	1,313,414	651,062	631,100	19,962	1,344,797	1,324,800	19,997
Motor Vehicle Sales	209,890	110,306	108,800	1,506	226,491	225,000	1,491
Cigarette Tax	167,274	91,824	92,300	(476)	159,891	160,400	(509)
Malt Beverage	4,818	2,370	2,600	(230)	4,810	5,000	(190)
Liquor	48,478	27,248	26,500	748	51,727	51,000	727
TOTAL - Other Taxes	1,671,397	804,036	812,500	(8,464)	1,734,363	1,742,800	(8,437)
Personal Income	1,456,339	688,831	694,300	(5,469)	1,498,270	1,503,700	(5,430)
Withholding	1,375,597	652,482	655,900	(3,418)	1,410,847	1,414,200	(3,353)
Non-Withholding	80,742	36,349	38,400	(2,051)	87,423	89,500	(2,077)
Realty Transfer	65,026	36,408	36,500	(92)	76,825	76,900	(75)
Inheritance & Estate	134,485	69,560	72,700	(3,140)	142,879	146,000	(3,121)
Minor & Repealed	(77)	386	(200)	586	745	200	545
Table Games	15,624	8,849	9,200	(351)	15,645	16,000	(355)
TOTAL - MOTOR LICENSE FUND	422,800	178,571	190,230	(11,659)	420,701	432,270	(11,569)
TOTAL - Liquid Fuels Taxes	209,400	104,199	116,030	(11,831)	210,405	222,150	(11,745)
Liquid Fuels	98,307	42,631	52,900	(10,269)	97,229	107,500	(10,271)
Fuels	26,217	13,413	14,100	(687)	26,832	27,500	(668)
Motor Carriers/IFTA	6,583	5,810	2,500	3,310	7,741	4,400	3,341
Alternative Fuels	335	113	30	83	230	150	80
Oil Company Franchise	77,958	42,232	46,500	(4,268)	78,373	82,600	(4,227)
TOTAL - Licenses, Fees & Other	213,401	74,372	74,200	172	210,296	210,120	176
Licenses and Fees	147,355	73,640	72,100	1,540	152,230	150,700	1,530
Other Motor Receipts	66,046	732	2,100	(1,368)	58,066	59,420	(1,354)