



Pennsylvania Senate
**Appropriations
 Committee**

Senator Pat Browne
 Chairman

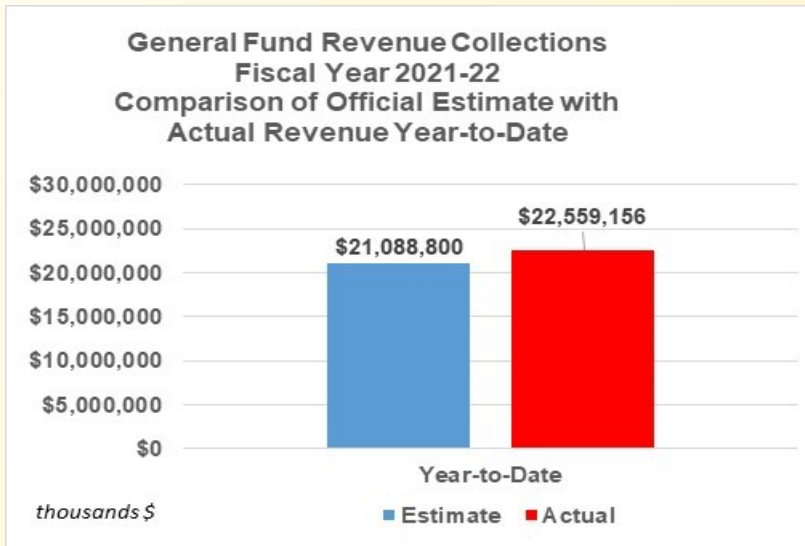


Monthly Report **January 2022**

General Fund Revenues End Calendar Year 2021 on a High Note

General Fund revenue collections for the month of December were above estimate by \$464.3 million, adding a considerable amount to the year-to-date General Fund revenue surplus, which now totals \$1.47 billion. General Fund tax revenues were \$453.7 million higher than the monthly estimate, and non-tax revenue was \$10.6 million more than the estimate.

Corporate net income tax (CNIT) payments primarily accounted for the monthly revenue surplus coming in at \$246.6 million above estimate for the month. Final CNIT quarterly estimated payments for the 2021 tax year were due in December, and those payments were \$213 million ahead of estimate. Regular annual CNIT collections exceeded the monthly estimate by \$33.6 million. Tax collections were generally strong across the board as sales and use tax (SUT) collections were nearly \$102 million higher than expected, and personal income tax (PIT) collections were almost \$60 million more than anticipated for the month. Together, these three tax types account for approximately 86% of all General Fund tax revenue received on an annual basis.

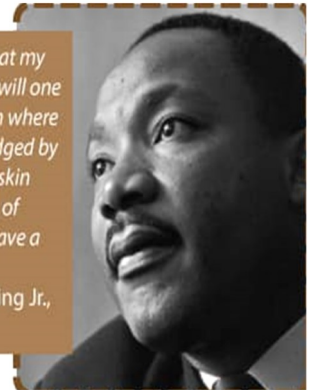


~Continued Page 2~

Inside This Issue

General Fund Revenues End Calendar Year 2021 on a High Note..... 1 & 2
 Federal ELC Grant Funding.....3
 Senate Appropriations Budget Hearings..... 4
 General Fund Revenue Detail.....5

"I have a dream that my four little children will one day live in a nation where they will not be judged by the colour of their skin but by the content of their character. I have a dream ..."
 – Martin Luther King Jr., 1963



Senate Appropriations Staff

- John Guyer, Director
- Tom Horan, Assistant Director
- Tonya Butler, Administrative Assistant
- Tom Diehl (Human Services)
- Kristi Houtz , Committee Secretary (Game/Fish)
- William Joraskie (Environment/Labor)
- Russ Miller (Education/Agriculture)
- Meaghan Sprout (DHS Cost Containment)
- Bill Witmer (Criminal Justice/Capital)

Senate Appropriations Committee

281 Main Capitol Building
 Harrisburg, PA 17120
 Phone: 717-787-1349
 Fax: 717-772-3458

<http://appropriations.pasenategop.com/>

Senator Browne's District Office

740 W. Hamilton Street, Suite 200
 Allentown, PA 18101
 Phone: 610-821-8468
 Fax: 610-821-6798

www.senatorbrowne.com

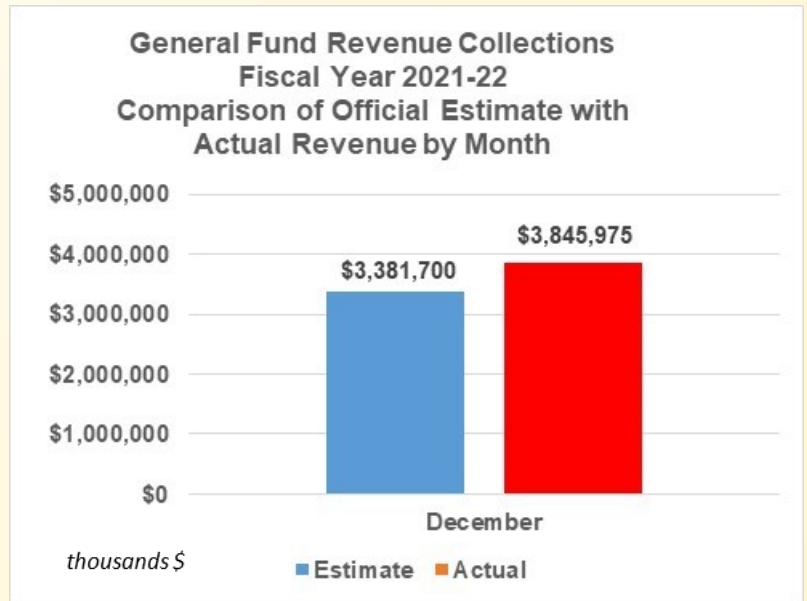
General Fund Revenues End Calendar Year 2021 on a High Note Continued.....

December 2021 General Fund Revenue vs. Monthly Estimate:

- General Fund revenue collections of \$3.85 billion were above the monthly estimate by \$464.3 million, or 13.7%.
- General Fund tax revenues were ahead of estimate by \$453.7 million, or 13.5%.
- Corporation taxes were \$259.4 million, or 39.7%, above estimate.
- Sales and use tax collections beat the estimate by \$101.9 million, or 9.4%, for the month.
- Personal income tax collections were above estimate by \$59.5 million, or 4.8%.
- Non-tax revenues exceeded the estimate by \$10.5 million, or 37%.

Fiscal Year 2021-22 vs. the Official Revenue Estimate To-Date:

- Total General Fund revenues are \$1.47 billion, or 7%, higher than the Official Revenue Estimate through the month of December.
- General Fund tax revenue is \$1.4 billion, or 8.3%, above estimate.
- Corporation taxes are \$577.2 million, or 30.7%, higher than the estimate.
- Sales and use taxes are \$409.1 million, or 6.2%, above estimate.
 - General SUT collections are \$383.6 million, or 6.8%, above estimate.
 - SUT collections on motor vehicle sales are \$25.5 million, or 2.8%, higher than the estimate.
- Personal income tax collections are ahead of estimate by \$308 million, or 4.7%.
 - Withheld PIT is \$127.7 million, or 2.3%, above estimate.
 - Non-withheld PIT (annual & estimated payments) is \$180.3 million, or 19.3%, above estimate.
- Non-tax revenues are \$61.5 million, or 1.5%, higher than the estimate.



Fiscal Year 2021-22 vs. Fiscal Year 2020-21:

- Total General Fund revenues through December are \$4 billion, or 21.7%, higher than last year at this time.
- Most of the difference between the two fiscal years resulted from a one-time transfer of \$3.84 billion from the federal Coronavirus State Fiscal Recovery Fund for revenue loss replacement.
- On the other hand, FY 2020-21 included \$1.8 billion being shifted from FY 2019-20 into the first two months of the 2020-21 fiscal year because of tax filing extensions resulting from the pandemic.
- These irregularities skew the relationship between FY 2020-21 and FY 2021-22 revenue collections and make any direct comparison difficult.

Motor License Fund:

- Motor License Fund revenues exceed the estimate by \$61.3 million, or 4.5%, through December.
- Motor License Fund revenues are \$16.3 million, or 1.2%, higher than last fiscal year at this time.



Federal ELC Grant Funding

The Centers for Disease Control and Prevention (CDC) received supplemental funds for Epidemiology and Laboratory Capacity for Prevention and Control of Emerging Infectious Diseases (ELC) through five congressional acts: the Coronavirus Preparedness and Response Supplemental Appropriations Act, 2020; Coronavirus Aid, Relief, and Economic Security Act; Paycheck Protection Program and Health Care Enhancement Act; Coronavirus Response and Relief Supplemental Appropriations Act, 2021; and American Rescue Plan Act of 2021. ELC provides financial support and technical assistance to the nation’s health departments to detect, prevent, and respond to emerging infectious diseases.

The CDC granted Pennsylvania \$646 million from the Coronavirus Response and Relief Supplemental Appropriations Act, 2021 and \$301 million from Paycheck Protection Program and Health Care Enhancement Act. Pennsylvania’s allocation of this funding is being utilized as follows:

Epidemiology and Laboratory Capacity for Prevention and Control of Emerging Infectious Diseases

Enhance Laboratory, Surveillance, Informatics and other Workforce Capacity	\$ 62,148,118
Strengthen Laboratory Testing	\$ 323,582,096
Advance Electronic Data Exchange at Public Health Labs	\$ 20,909,368
Improve Surveillance and Reporting of Electronic Health Data	\$ 20,799,963
Use Laboratory Data to Enhance Investigation, Response and Prevention	\$ 89,817,241
Contact Tracing Efforts	\$ 125,028,838
Regional Congregate Care Assistance Teams Long Term Care Support	\$ 103,500,000
County and Municipal Health Departments	\$ 200,600,000
Unallocated	\$ 336,686
Total	\$ 946,722,310

Funding Source:

Coronavirus Response and Relief Supplemental Appropriations Act, 2021	\$ 645,685,624
Paycheck Protection Program and Health Care Enhancement Act	\$ 301,036,686
	\$ 946,722,310

PENNSYLVANIA SENATE APPROPRIATIONS COMMITTEE BUDGET HEARINGS



Senate Appropriations Committee
Senator Pat Browne, Chairman

281 Main Capitol Building - Harrisburg, PA 17120 - (717) 787-1349 Phone ~ www.senatorbrowne.com
John Guyer, Executive Director Tom Horan, Assistant Executive Director

SENATE APPROPRIATIONS BUDGET HEARING SCHEDULE FY 2022-23
Hearing Room 1, North Office Building

Tuesday, February 22, 2022		Tuesday, March 1, 2022		Tuesday, March 8, 2022		Tuesday, March 15, 2022	
10:00am	Independent Fiscal Office	10:00am	Office of Attorney General	10:00am	Department of Human Services	10:00am	Department of Labor & Industry
2:30pm	Department of Revenue/Lottery	2:30pm	Department of Community & Economic Development	2:30pm	Department of Human Services <i>Continued</i>	2:30pm	Pennsylvania State System of Higher Education
Wednesday, February 23, 2022		Wednesday, March 2, 2022		Wednesday, March 9, 2022		Wednesday, March 16, 2022	
10:00am	Pennsylvania Treasury Department	10:00am	Department of Conservation & Natural Resources	10:00am	Department of Health	10:00am	Department of Military and Veterans Affairs
2:30pm	Office of Auditor General	2:30pm	Department of Environmental Protection	2:30pm	Department of State	2:30pm	Department of Drug and Alcohol Programs
Thursday, February 24, 2022		Thursday, March 3, 2022		Thursday, March 10, 2022		Thursday, March 17, 2022	
10:00am	Department of Corrections / Board of Probation & Parole	10:00am	Department of Agriculture	10:00am	Department of Education	10:00am	Pennsylvania Historical and Museum Commission
2:30pm	Department of Transportation	2:30pm	State-Related Universities	2:30pm	Department of Education <i>Continued</i>	2:30pm	Budget Secretary/Department of General Services

FY 2021-22 Senate Budget Hearing Information

[Senate Appropriations Committee Budget Hearings and Videos FY 2021-22](#)

Fiscal Year 2021-22
Senate Appropriations Committee
Monthly Revenue Report
(\$ thousands)

REVENUE SOURCES	YTD FY 2020-21	December 2021 Actual	December 2021 Estimated	Surplus/ (Deficit)	YTD Actual	YTD Estimated	Surplus/ (Deficit)
TOTAL - GENERAL FUND	18,526,508	3,845,975	3,381,700	464,275	22,559,156	21,088,800	1,470,356
TOTAL - NON-TAX REVENUE	665,298	39,041	28,500	10,541	4,114,029	4,052,500	61,529
TOTAL - TAX REVENUE	17,861,210	3,806,934	3,353,200	453,734	18,445,126	17,036,300	1,408,826
TOTAL - Corporation Taxes	2,175,916	913,413	654,000	259,413	2,460,305	1,883,100	577,205
Accelerated Deposits	3,808	10,886	0	10,886	7,843	0	7,843
Corp. Net Income	2,138,302	889,626	643,000	246,626	2,368,534	1,819,600	548,934
Gross Receipts	15,377	4,243	5,400	(1,157)	32,949	20,900	12,049
PURTA	2,458	3	200	(197)	1,933	1,600	333
Insurance Premiums	1,583	163	600	(437)	20,611	21,200	(589)
Financial Institutions	14,388	8,492	4,800	3,692	28,436	19,800	8,636
TOTAL - Consumption Taxes	7,245,431	1,337,005	1,251,700	85,305	7,791,948	7,398,200	393,748
Sales and Use	6,379,317	1,183,636	1,081,700	101,936	6,954,789	6,545,700	409,089
General (net of transfers)	5,453,965	1,044,953	949,800	95,153	6,030,685	5,647,100	383,585
Motor Vehicle Sales	925,351	138,683	131,900	6,783	924,104	898,600	25,504
Cigarette Tax	572,098	86,510	102,300	(15,790)	519,148	535,100	(15,952)
Other Tobacco Products	66,921	12,654	12,200	454	75,520	73,400	2,120
Malt Beverage	12,287	1,874	1,800	74	11,479	12,000	(521)
Liquor	214,809	52,331	53,700	(1,369)	231,011	232,000	(989)
TOTAL - Other Taxes	8,439,862	1,556,516	1,447,500	109,016	8,192,873	7,755,000	437,873
Personal Income	7,389,680	1,310,498	1,251,000	59,498	6,869,840	6,561,800	308,040
Withholding	5,145,471	1,165,292	1,139,300	25,992	5,753,200	5,625,500	127,700
Non-Withholding	2,244,209	145,206	111,700	33,506	1,116,640	936,300	180,340
Realty Transfer	316,928	91,613	67,100	24,513	403,066	359,100	43,966
Inheritance & Estate	605,018	143,191	118,300	24,891	755,123	704,900	50,223
Minor & Repealed	20,957	(14,056)	(16,000)	1,944	10,662	(13,000)	23,662
Gaming	107,280	25,270	27,100	(1,830)	154,183	142,200	11,983
TOTAL - MOTOR LICENSE FUND	1,405,849	208,450	194,210	14,240	1,422,177	1,360,860	61,317
TOTAL - Liquid Fuels Taxes	858,212	134,231	124,800	9,431	902,790	893,300	9,490
Motor Carriers/IFTA	61,776	8,272	6,400	1,872	65,585	66,000	(415)
Alternative Fuels	5,242	1,269	1,100	169	7,763	7,200	563
Oil Company Franchise	791,237	124,690	117,300	7,390	829,440	820,100	9,340
Minor & Repealed	(43)	0	0	0	3	0	3
TOTAL - Licenses, Fees & Other	547,637	74,219	69,410	4,809	519,386	467,560	51,826
Licenses and Fees	542,145	73,250	68,900	4,350	518,484	463,400	55,084
Other Motor Receipts	5,492	970	510	460	902	4,160	(3,258)