



Senate Appropriations Committee

The Monthly Report

September 2014

Jake Corman, Chairman



Revenue Collections Dip Below Official Estimate In August

General Fund revenue collections for the month ended August 2014 totaled \$1.79 billion, which was \$17.9 million, or 1.0%, below estimate. Fiscal year-to-date collections total \$4.04 billion, which is \$10.7 million, or 0.3%, below estimate for the year. Total General Fund revenues collected in August 2014 were \$32.3 million, or 1.8%, above revenue collections in August 2013. For fiscal year 2014-15, General Fund revenue collections are \$355.6 million, or 9.7%, ahead of last year at this time. However, substantial special fund transfers made in July 2014 that did not occur last year account for most of the difference.

Corporation tax collections were below estimate for the month by \$7.6 million, or 14.2%. However, August is not a particularly important or large month for corporation tax revenues.

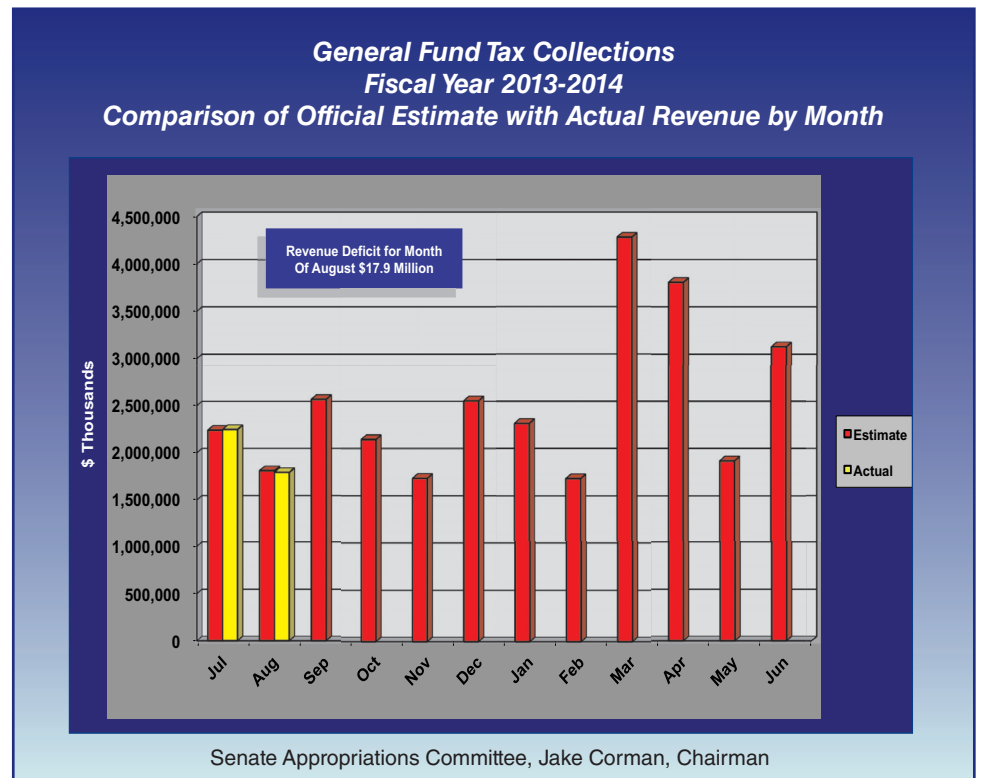
Sales and use tax collections were \$5.04 million, or 0.6% above estimate for the month. General (i.e. non-motor) SUT was above estimate by \$3.33 million, or 0.5%, and SUT on motor vehicles beat the estimate by \$1.7 million, or 1.5%. August 2014 SUT collections were 3.7% more than last year. For the fiscal year-to-date, SUT collections have grown by 5.1% over FY 2013-14. The FY 2014-15 Official Revenue Estimate calls for overall SUT growth of 3.8% over FY 2013-14.

Personal income tax collec-

tions were below estimate by \$2.04 million, or 0.3%, for the month. PIT collections for the current fiscal year are \$22.3 million over FY 2013-14, and each fiscal year has nine large employers' withholding collection days through the end of August. Accordingly, PIT revenue collections are 3.3% ahead of last year. The FY 2014-15 Official Revenue Estimate calls for overall PIT growth of 5.2% over FY 2013-14. However, a significant portion of the growth is expected to occur in April over last year's disappointing collections, which were primarily caused by federal tax changes.

The realty transfer tax was below estimate by \$6.7 million, or 15.6%, and inheritance tax collections were off by \$301,285. Cigarette tax collections were below estimate by \$717,034, liquor tax collections were short of estimate by \$401,529, but table games tax collections exceeded the estimate by \$168,123. Non-tax revenue collections were \$5.4 million, or 25.6%, below estimate for the month of August.

Motor License Fund collections were \$28.1 million above estimate for the month of August, and they are \$28.3 million above estimate for the year-to-date.





Governor Corbett Signs budget, But Not Before Vetoing Specific Appropriations

The General Assembly passed House Bill 2328, known as the FY 2014-2015 General Appropriations Act, on June 30, 2014. The \$29 billion budget was signed into law on July 10 as Act 1A. However, Governor Corbett chose to line-item veto 38 appropriations, totaling more than \$72 million that would have been directed to various programs and organizations

across the commonwealth. Those programs include the elimination of funding for an historic state park, a study on the effects of natural gas drilling, reimbursement to multiple municipalities for sewage facilities planning efforts and the Civil Air Patrol in the Department of Military and Veterans Affairs. In addition, other programs that were not vetoed were placed in budgetary

reserve, such as hospitals, multiple autism programs and the Special Olympics to name a few.

At this time, a majority of these programs will see their funding released from budgetary reserve. The Senate Appropriations Committee will continue to monitor the situation closely. For a detailed breakout of the budgetary reserves, visit: www.senatorcorman.com

FY 14/15 Official Revenue Estimate Monthly Distribution

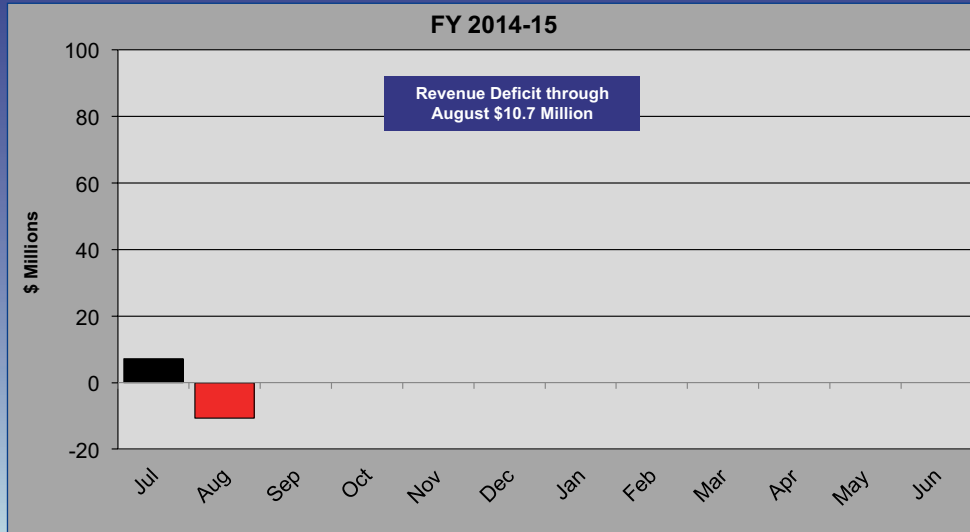
Period	Month	Revenue	Percentage	Cumulative
1	July	2,239,055	7.42%	2,239,055
2	August	1,809,100	5.99%	4,048,155
3	September	2,565,600	8.50%	6,613,755
4	October	2,140,500	7.09%	8,754,255
5	November	1,729,100	5.73%	10,483,355
6	December	2,550,400	8.45%	13,033,755
7	January	2,310,100	7.65%	15,343,855
8	February	1,726,500	5.72%	17,070,355
9	March	4,281,900	14.18%	21,352,255
10	April	3,805,000	12.60%	25,157,255
11	May	1,913,400	6.34%	27,070,655
12	June	3,123,900	10.35%	30,194,555
Total		30,194,555	100.00%	

FY 14/15 Official Revenue Estimate in Rank Order

Rank	Month	Revenue	Percentage	Cumulative
1	March	4,281,900	14.18%	4,281,900
2	April	3,805,000	12.60%	8,086,900
3	June	3,123,900	10.35%	11,210,800
4	September	2,565,600	8.50%	13,776,400
5	December	2,550,400	8.45%	16,326,800
6	January	2,310,100	7.65%	18,636,900
7	July	2,239,055	7.42%	20,875,955
8	October	2,140,500	7.09%	23,016,455
9	May	1,913,400	6.34%	24,929,855
10	August	1,809,100	5.99%	26,738,955
11	November	1,729,100	5.73%	28,468,055
12	February	1,726,500	5.72%	30,194,555
Total		30,194,555	100.00%	

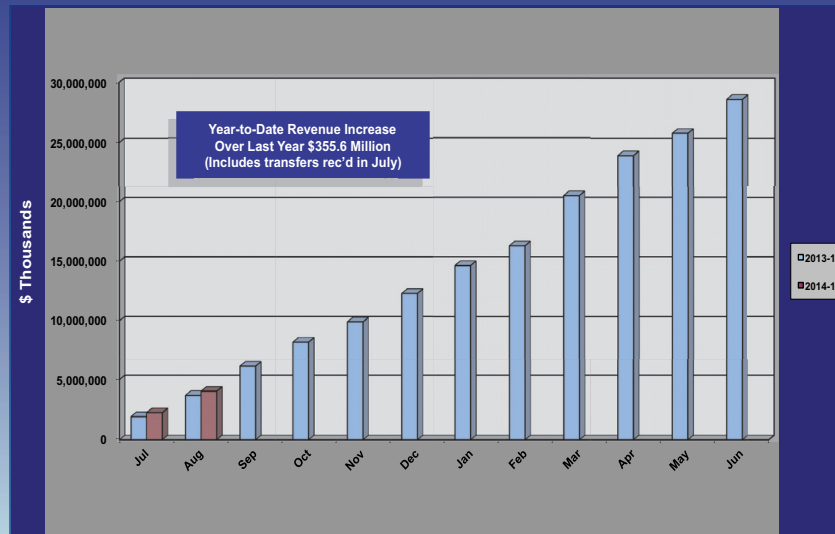


General Fund Tax Collections Year-to-Date Revenue Comparison with Official Estimate



Senate Appropriations Committee, Jake Corman, Chairman

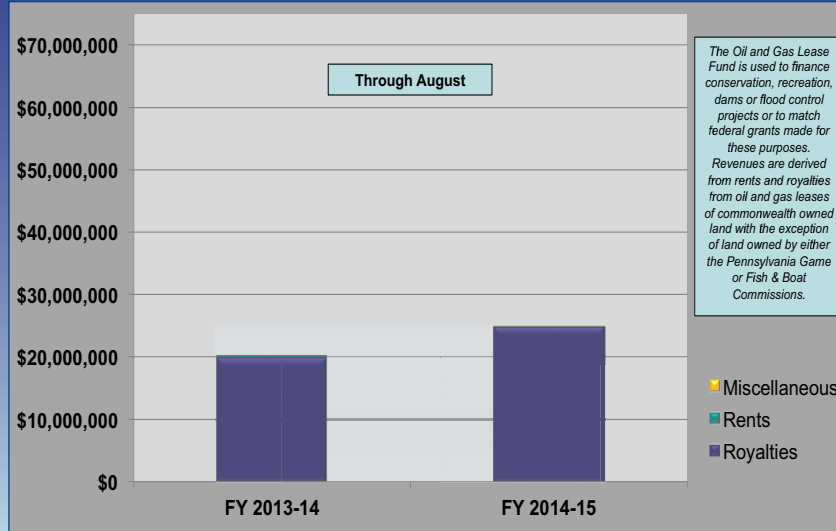
General Fund Revenue Collections Fiscal Year 2013-2014 Revenue Comparison with Last Year



Senate Appropriations Committee, Jake Corman, Chairman



Oil and Gas Lease Fund Year-to-Date Revenue Compared with Prior Year



Senate Appropriations Committee, Jake Corman, Chairman



Appropriations Committee Monthly Revenue Report

REVENUE SOURCES	YTD FY 2013-14	August 2014 Actual	August 2014 Estimated	Surplus/ (Deficit)	YTD Actual	YTD Estimated	Surplus/ (Deficit)
TOTAL - GENERAL FUND	3,681,784	1,791,233	1,809,100	(17,867)	4,037,433	4,048,155	(10,722)
TOTAL - NON-TAX REVENUE	28,218	15,780	21,200	(5,420)	267,394	266,355	1,039
TOTAL - TAX REVENUE	3,653,566	1,775,453	1,787,900	(12,447)	3,770,039	3,781,800	(11,761)
TOTAL - Corporation Taxes	131,488	45,812	53,400	(7,588)	126,608	133,500	(6,892)
Accelerated Deposits	2,710	1,123	0	1,123	1,718	0	1,718
Corp. Net Income	95,860	32,449	40,300	(7,851)	92,095	99,900	(7,805)
Cap. Stock & Franchise	24,186	5,675	6,400	(725)	16,919	17,700	(781)
Gross Receipts	7,692	4,163	4,100	63	12,539	12,500	39
PURTA	761	284	700	(416)	292	700	(408)
Insurance Premiums	(1,140)	1,386	700	686	1,643	900	743
Financial Institutions	1,014	504	1,100	(596)	883	1,400	(517)
Other Selective Bus. Taxes	406	229	100	129	519	400	119
TOTAL - Consumption Taxes	1,787,715	907,255	903,300	3,955	1,860,421	1,856,400	4,021
Sales and Use	1,571,288	789,838	784,800	5,038	1,651,801	1,646,800	5,001
General (net of transfers)	1,344,797	671,334	668,000	3,334	1,409,842	1,406,500	3,342
Motor Vehicle Sales	226,491	118,503	116,800	1,703	241,959	240,300	1,659
Cigarette Tax	159,891	87,483	88,200	(717)	150,325	151,000	(675)
Malt Beverage	4,810	2,436	2,400	36	4,668	4,600	68
Liquor	51,727	27,498	27,900	(402)	53,628	54,000	(372)
TOTAL - Other Taxes	1,734,363	822,385	831,200	(8,815)	1,783,009	1,791,900	(8,891)
Personal Income	1,498,270	711,163	713,200	(2,037)	1,547,073	1,549,100	(2,027)
Withholding	1,410,862	673,891	675,300	(1,438)	1,463,145	1,464,600	(1,526)
Non-Withholding	87,408	37,272	37,900	(628)	83,929	84,500	(571)
Realty Transfer	76,825	36,045	42,700	(6,655)	77,457	84,100	(6,643)
Inheritance & Estate	142,879	66,299	66,600	(301)	142,254	142,600	(346)
Minor & Repealed	745	10	0	10	406	400	6
Table Games	15,645	8,868	8,700	168	15,819	15,700	119
TOTAL - MOTOR LICENSE FUND	420,701	178,429	150,330	28,099	422,070	393,760	28,310
TOTAL - Liquid Fuels Taxes	210,405	136,128	123,400	12,728	253,360	240,400	12,960
Liquid Fuels	97,229	64	0	64	302	0	302
Fuels	26,832	0	0	0	0	0	0
Motor Carriers/IFTA	7,741	10,103	2,400	7,703	11,865	4,200	7,665
Alternative Fuels	230	200	200	(0)	419	400	19
Oil Company Franchise	78,373	125,761	120,800	4,961	240,774	235,800	4,974
TOTAL - Licenses, Fees & Other	210,296	42,301	26,930	15,371	168,709	153,360	15,349
Licenses and Fees	152,230	89,482	70,300	19,182	162,122	143,000	19,122
Other Motor Receipts	58,066	(47,181)	(43,370)	(3,811)	6,587	10,360	(3,773)